




SOFA ASSEMBLY INSTRUCTION

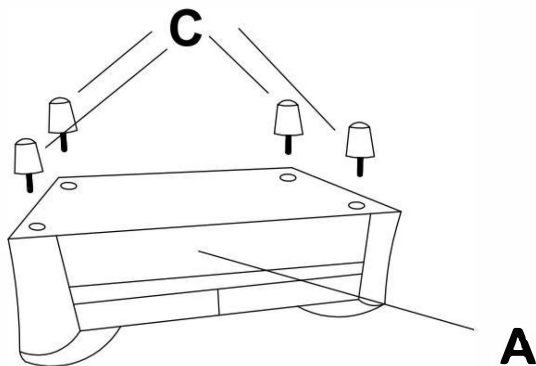
W87667403 & W87667405
W87667407 & W87667408
W87667409 & W876674010



THANK YOU FOR PURCHASING SOFA PART LIST

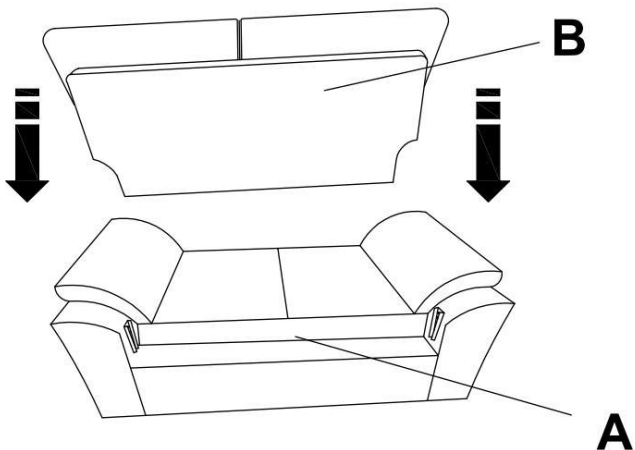
NO	DRAWING	QTY	DESCRIPTION
A		1	Chair & Loveseat Seat & Sofa
B		1	Back Cushion
C		4	Foot

STEP 1: Insert Foot(C) into the bottom of seater (A) by turning.
As show in Figure



STEP 2:

Insert the back Cushion (B) into Seater (A) with connector brackets



STEP 3: ASSEMBLED PRODUCT AS SHOWN IN FIGURE

