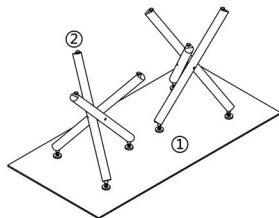
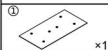


# ASSEMBLY INSTRUCTION



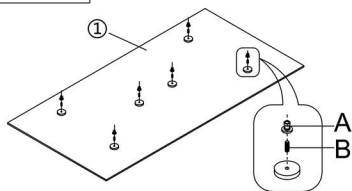
## T-002-TRP-T



## T-002-TRP-L

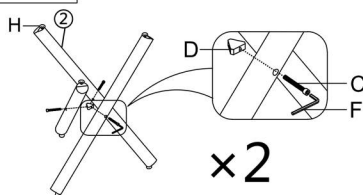


### STEP 1



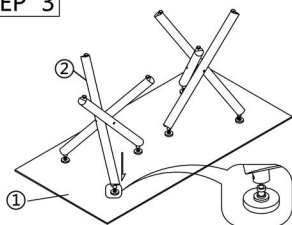
A×6  
B×6

### STEP 2



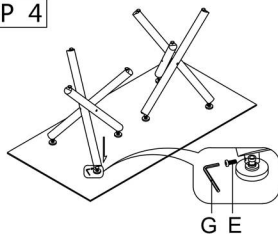
C×6  
D×2  
F×1  
H×6

### STEP 3



E×6  
G×1

### STEP 4



### STEP 5



Attention: When assembly is complete, set the table upright on its base. With at least 2 people, carefully lift the table up from underneath and rotate onto the base

Caution:

Do not use the base to lift.

Do not lean or support the table on the side of the base as damage may occur

When moving the table make sure to pick up the table and place in desired location. Damage can occur if the legs are dragged across the floor.